

MONOCRYSTALLINE | 50Wp - 200Wp

The typical monocrystalline solar cell is a dark black colour, and the corners of cells are usually missing as a result of the production process and the physical nature of monocrystalline silicon.



50W - 200W
Maximum Power

17.20V - 30.10V
Maximum Power Voltage

27.5A - 7.85A
Maximum Power Current

21.10V - 36.10V
Open Circuit Voltage

2.95A - 8.34A
Short Circuit Current



Excellent low light performance on cloudy days, mornings and evenings

- Anti-reflective coating




Great aesthetics for residential applications

- High efficiency, lower weight, Easy handling and optimum utilization of roof space



Certified to withstand challenging environmental conditions

- 2400 Pa wind load
- 5400 Pa snow load
- 35mm hail stone at 97 km/hr



IP68

IP68 connectors enhance the reliability of the PV system



Blowing sand resistance certification



PID

Anti-PID



Fire test certification



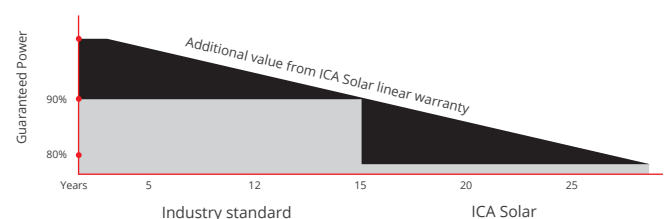
Ammonia corrosion certification



Salt mist corrosion certification

LINEAR PERFORMANCE WARRANTY

15 Year Product Warranty | 25 Year Linear Power Warranty



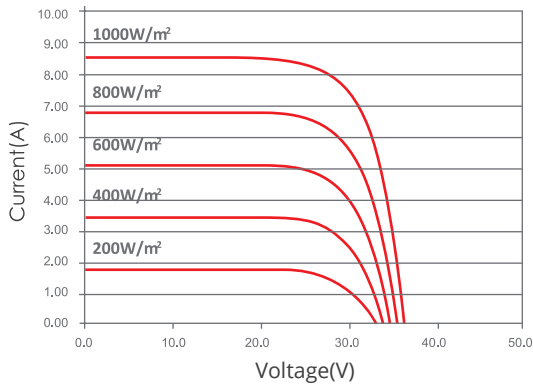
Characteristics	Unit	50W	80W	100W	150W	200W
Maximum Power (Pmax)	W	50	80	100	150	200
Power Tolerance	%	+3	+3	+3	+3	+3
Maximum Power Voltage (Vmp)	V	17.60	18.50	17.40	17.50	35.40
Maximum Power Current (Imp)	A	2.85	4.33	5.75	8.63	5.65
Open Circuit Voltage (Voc)	V	22.50	22.70	22.40	22.40	44.60
Short Circuit Current (Isc)	A	3.04	4.57	6.08	9.05	5.98
Weight	Kg	4.5	6.5	7.7	11	15.3
Dimension of module	mm	700x510x30	770x670x30	1020x670x30	1470x670x30	1320x992x40
Pmax Temperature Coefficient	%/C				-0.44	
Voc Temperature Coefficient	%/C				-0.30	
Isc Temperature Coefficient	%/C				+0.05	
Maximum System Voltage	VDC				1000(TUV);600(UL)	
Maximum Series Fuse Rating	A				15	
Operating Temperature	C				-40 ~ +85	
NOCT	C				45±2	

STC:1000W/m².AM1.5 and 25°C cell temperature: NOCT : Nominal Operating Cell Temperature

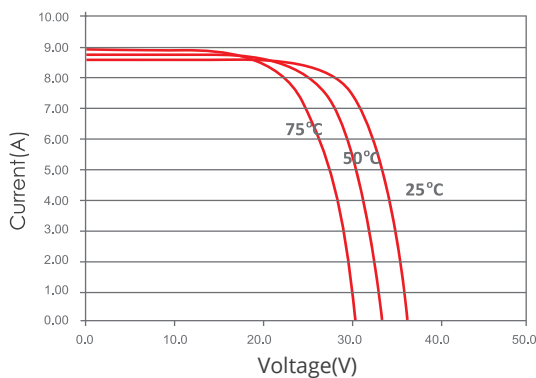
I-V Curves

Physical Characteristics

I-V Curves of PV Module 200 Wp
(Cell Temp. 25°C)



I-V Curves of PV Module 200 Wp
at Different Cell Temp. (AM1.5, 1000W/m²)



Unit:mm(inch)

